



XAVIER UNIVERSITY OF LOUISIANA

# FACT BOOK

ACADEMIC YEAR 2023 - 2024



*Press Forward. Fear Nothing.*  
1925 - 2025

[WWW.XULA.EDU](http://WWW.XULA.EDU)



## XAVIER UNIVERSITY OF LOUISIANA

### MISSION STATEMENT

Xavier University of Louisiana, founded by Saint Katharine Drexel and the Sisters of the Blessed Sacrament, is Catholic and historically Black. The ultimate purpose of the University is to contribute to the promotion of a more just and humane society by preparing its students to assume roles of leadership and service in a global society. This preparation takes place in a diverse learning and teaching environment that incorporates all relevant educational means, including research and community service.

### CAMPUS DESCRIPTION

Xavier University of Louisiana's campus is 65.8 acres. There are 220 student instruction spaces, which include 69 traditional classrooms, 14 auditorium-style classrooms, 120 laboratory-style classrooms, and 17 computer labs. There are four dormitories, a convocation center, a chapel, a fitness center, and media centers which include a television station, a radio station, and recording studios.

# GENERAL HIGHLIGHTS

## Xavier is recognized as a national leader in higher education:

- Xavier was singled out as one of the **nation's best institutions** by The Princeton Review in the 2024 edition of its "The Best 389 Colleges" publication.
- Xavier was selected as a "**Best Buy College of 2024**" by Fiske in its 2024 "Fiske Guide to Colleges."
- In the rankings released by Niche for 2023, Xavier was recognized as **the #2 College with the Best Professors in Louisiana** as well as **the #4 Best College for Biology in the state**.
- Xavier University of Louisiana has been named the **#6 Best HBCU in the nation** by the U.S. News Media Group.
- Xavier was again ranked **#3 in a special 2023 report on the "Best Catholic Colleges and Universities"** by the Edvocate.
- The Princeton Review, in its 2024 edition of its "The Best 389 Colleges" publication, ranked **Xavier as one of the "Best South" institutions and as #11 on its list of the "Most Engaged in Community Service"** rankings.
- Xavier was recognized as **one of the Nation's top HBCUs as well as #16 among the "Best Regional Universities South Rankings,"** as **#27 in "Best Value"** for "Regional Universities South" by the U.S. News Media Group.
- CollegeConsensus and College Raptor both named Xavier as a **high-ranking HBCU for their respective 2023 and 2024 Best HBCUs listings**.



## **Bachelor of Arts**

African American and African Diasporic Cultural Program  
Art  
Art Education  
Biology  
Elementary Education (Grades 1-5)  
English  
English/English Education (Grades 6-12)  
French  
French Education (Grades K-12)  
History  
Mass Communication - Multimedia Concentration  
Mass Communication - Strategic Communication/  
Public Relations Concentration  
Middle School Education (Grades 4-8)  
Music Liberal Arts  
Music – Jazz Studies Concentration  
Performance Studies  
Philosophy  
Physics  
Physics Dual Degree Civil Engineering  
Physics Dual Degree Electrical Engineering  
Physics Dual Degree Environmental Engineering  
Physics Dual Degree Mechanical Engineering  
Political Science  
Political Science - Accelerated - Pre-Law  
Social Studies Education (Grades 6-12)  
Sociology  
Sociology - Crime & Social Justice Concentration  
Sociology - Health, Medicine & Society Concentration  
Spanish  
Spanish Education (Grades K-12)  
Theology

## **Bachelor of Music**

Music Education Instrumental or Vocal Supervision  
Music Performance - Piano  
Music Performance Instrumental (Major Applied)  
Music Performance Voice (Major Applied)

## **Bachelor of Science**

Accounting  
Biochemistry  
Bioinformatics  
Biology  
Biology Dual Degree Biomedical Engineering  
Biology Education (Grades 6-12)  
(Certification - Biology)  
Biology Pre-Medical  
Business (with concentration in Finance)

Business (with concentration in Management)  
Business (with concentration in Sales and Marketing)  
Chemistry  
Chemistry (A.C.S. Certified)  
Chemistry (Pre-Pharmacy)  
Chemistry with Dual Degree in Pharmacy  
Chemistry (Pre-Professional)  
Chemistry Dual Degree Chemical Engineering  
Chemistry Education (Grades 6-12) (Certification - Chemistry)  
Computer Information Systems  
Computer Science  
Computer Science Dual Degree Computer Engineering  
Data Science  
Healthcare Management  
Mathematics  
Mathematics Education (Grades 6-12)  
Medical Laboratory Science  
Neuroscience  
Physics  
Physics Dual Degree Civil Engineering  
Physics Dual Degree Electrical Engineering  
Physics Dual Degree Environmental Engineering  
Physics Dual Degree Mechanical Engineering  
Premedical Psychology  
Psychological Science  
Public Health Sciences  
Robotics and Mechatronics Engineering  
Speech Pathology  
Statistics  
Statistics and Biostatistics Accelerated

## **Master of Arts**

Clinical Mental Health Counseling  
Curriculum and Instruction - Reading Specialist  
Curriculum and Instruction Special Interest - Non Certification  
Curriculum and Instruction Special Interest - Teacher Leader -  
Non Certification  
Educational Leadership  
School Counseling

## **Master of Arts in Teaching**

All Levels Grades K-12  
Elementary Education (Grades 1-5)  
Elementary/Special Education (Grades 1-5)  
Middle School/Special Education (Grades 4-8)  
Secondary Education (Grades 6-12)  
Secondary/Special Education (Grades 6-12)

## **Master of Health Science**

Physician Assistant Studies

## **Master of Public Health**

Health Equity

## **Master of Science**

Health Informatics  
Pharmaceutical Sciences  
Speech-Language Pathology

## **Master of Theology**

Theology

## **Doctor of Education**

Educational Leadership

## **Doctor of Pharmacy**

Entry-Level Professional Program

## **Certificate**

Entrepreneurship  
Health Communication  
Spanish for Healthcare Professionals


## **Minors**

Accounting  
African American and Diaspora Studies  
Afro Latin American and Caribbean Studies  
Art  
Arts Management  
Bioethics  
Biology  
Business Administration  
Chemistry  
Chinese  
Cognitive Neuroscience  
Computer Science  
Creative Writing  
Digital Humanities

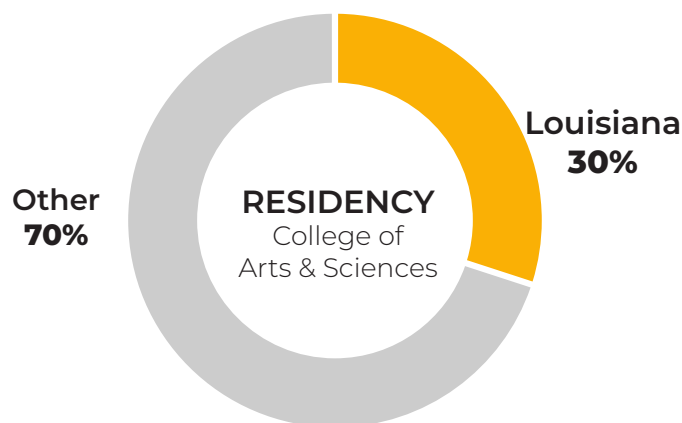
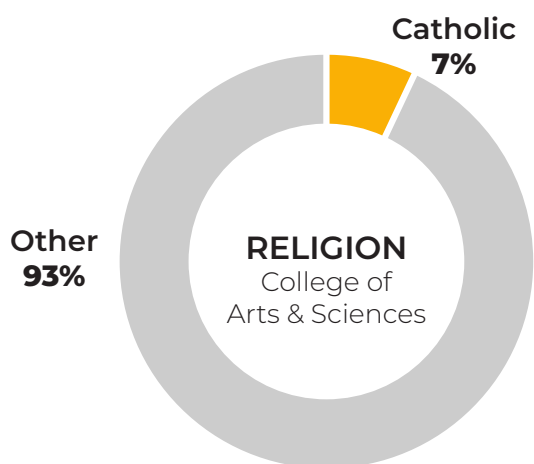
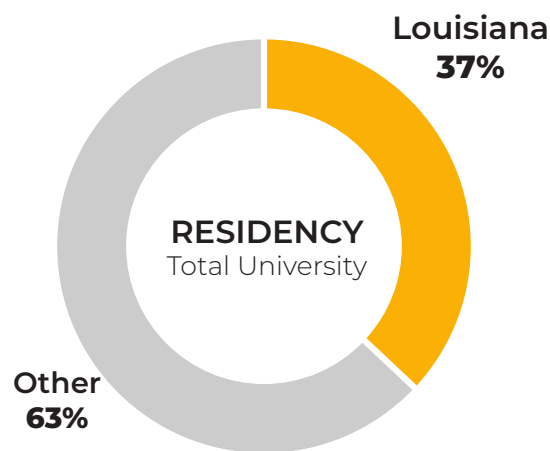
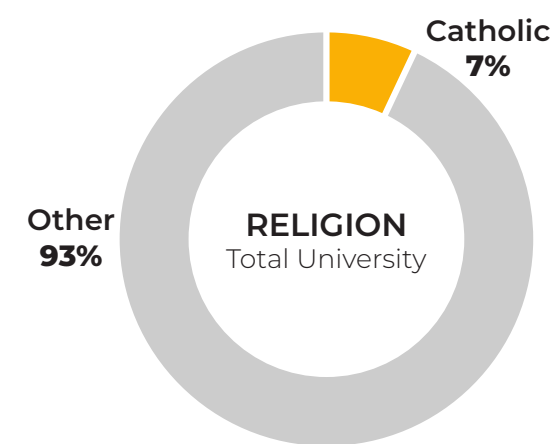
Education  
English  
Entrepreneurship  
Financial Economics  
French  
Health Communication  
History  
International Affairs  
Mass Communication  
Mathematics  
Music  
Performance Studies  
Philosophy  
Physics  
Political Science  
Pre-Law  
Professional Writing  
Psychology  
Public Administration  
Public Health Sciences  
Sales and Marketing  
Sociology  
Spanish  
Speech Pathology  
Statistics  
Theology  
Women's Studies

## **Other Programs**

Educational Technology Facilitator Add-On  
Reading Specialist Add-On  
Special Education Add-On  
Teacher Leader Add-On



<b>FALL 2023 ENROLLMENT</b>			
<b>GENDER</b>	<b>UNDERGRADUATE</b>	<b>GRADUATE/ PROFESSIONAL</b>	<b>TOTAL</b>
Female	1,962	463	2,425
Male	628	127	755
Not Reported	1	0	1
<b>TOTAL</b>	<b>2,591</b>	<b>590</b>	<b>3,181</b>
<b>RACE/ETHNICITY</b>	<b>UNDERGRADUATE</b>	<b>GRADUATE/ PROFESSIONAL</b>	<b>TOTAL</b>
American Indian/Alaska Native	1	0	1
Asian	74	40	114
Black/African American	2,152	347	2,499
Hispanic	101	34	135
Native Hawaiian/ Other Pacific Islander	0	1	1
Two or More Races	96	21	117
U.S. Nonresident	72	11	83
White	33	103	136
Unknown/Not Reported	62	33	95
<b>TOTAL</b>	<b>2,591</b>	<b>590</b>	<b>3,181</b>
<b>COLLEGE/SCHOOL</b>	<b>UNDERGRADUATE</b>	<b>GRADUATE/ PROFESSIONAL</b>	<b>TOTAL</b>
College of Arts & Sciences	2,586	178	2,764
College of Pharmacy	0	412	412
Consortium Students	5	0	5
<b>TOTAL</b>	<b>2,591</b>	<b>590</b>	<b>3,181</b>
<b>ENROLLMENT STATUS</b>	<b>UNDERGRADUATE</b>	<b>GRADUATE/ PROFESSIONAL</b>	<b>TOTAL</b>
Full-time	2,452	555	3,007
Part-time	139	35	174
<b>TOTAL</b>	<b>2,591</b>	<b>590</b>	<b>3,181</b>



CLASSIFICATION	# STUDENTS
2023 New Freshman Cohort	692
Remaining Undergraduates	1,894
Consortium Students	5
Graduate Students	412
College of Pharmacy	178
<b>TOTAL</b>	<b>3,181</b>
NUMBER OF DEGREE PROGRAMS	
Baccalaureate	72
Master's	18
Doctor of Pharmacy	1
Doctor of Education	1

LARGEST UNDERGRADUATE ACADEMIC DEPARTMENTS	
Biology	796
Psychology	406
Chemistry (Chemistry Pre-Pharmacy)	321 (135)
Business	226
Public Health Sciences	200
MOST DEGREES ISSUED BY DEPARTMENT	
UNDERGRADUATE	
Biology	121
Psychology	69
Public Health Sciences	58
Chemistry	35
Business	32
FIRST PROFESSIONAL	
Doctor of Pharmacy	144
GRADUATE	
Education and Counseling	37
Physician Assistant Studies	37

DEGREES AWARDED		
DIVISION	2017 – 18 <i>(5 years ago)</i>	2022 – 23 <i>(most recent)</i>
Biological & Applied Health Sciences	142	197
Business	23	37
Education & Counseling	4	4
Fine Arts & Humanities	23	23
Mathematical & Physical Sciences	46	54
Social & Behavioral Sciences	65	108
<b>Total Bachelor's Degrees</b>	<b>303</b>	<b>420</b>
<i>Dual degrees (DD) and Dual Majors (DM)</i>	<i>DD ..... 0</i> <i>DM ..... 4</i>	<i>DD ..... 1</i> <i>DM ..... 2</i>
Master's Degrees	34	106
Doctor of Education Degrees	–	6
Doctor of Pharmacy Degrees	163	136
<b>TOTAL DEGREES</b>	<b>500</b>	<b>668</b>

POST-XAVIER OUTCOME (BY FALL AFTER GRADUATION)		
	2017 – 18 <i>(5 years ago)</i>	2022 – 23 <i>(most recent)</i>
College of Arts & Sciences Graduates	299	419
To Graduate School	19%	22%
To Medical or Professional School	13%	7%
To Employment	28%	68%





## FALL 2023 NEW FRESHMAN INFORMATION

Note: Included are degree-seeking new freshmen who enrolled in the fall semester or prior summer term.

	FEMALE	MALE	UNKNOWN	TOTAL
Number applied	7,101	2,501	5	9,607
Number admitted	5,467	1,687	2	7,156
Number enrolled	518	174	0	692

AVERAGE TEST SCORES	2019	2020	2021	2022	2023
ACT Composite	23.1	23.0	22.6	22.7	22.1
SAT Combined Score	1091	1089	1086	1099	1063
High School GPA	3.73	3.69	3.70	3.75	3.60

## RETENTION RATES (Cohort Years 2018 – 2022)

	2018	2019	2020	2021	2022
Cohort Size	865	832	712	989	838
Returning Fall Year 2	603	652	492	673	593
Retention to Year 2	70%	78%	69%	68%	71%

## SIX-YEAR GRADUATION RATES

(New Freshmen in 4-year programs; excluding Pre-Pharmacy students)


	2013	2014	2015	2016	2017
Freshman Cohort (Not Pre-Pharm)	490	431	556	612	585
6-Year Graduation Rate	51%	47%	48%	50%	48%

## 2023 – 2024 ROOM & BOARD

Room & Board Range: \$10,086 – \$10,946

## FALL 2023 HOUSING

LOCATION	UNDERGRADUATE	GRADUATE/PROFESSIONAL	TOTAL
St. Katharine Drexel	339	2	341
St. Michael's	158	2	160
Living/Learning Center	290	2	292
St. Martin DePorres	0	0	0
Off Campus Housing	732	32	764
<b>TOTAL</b>	<b>1,519</b>	<b>38</b>	<b>1,557</b>



<b>FALL 2023 NEW FRESHMEN FINANCIAL AID INFORMATION</b>	
<b>Student Aid</b>	<b>Percent</b>
Awarded Pell Grant	63%
Awarded Financial Aid	96%

<b>FACULTY AND STAFF FALL 2023</b>				
	<b>FACULTY</b>		<b>STAFF</b>	
	<b>FULL-TIME</b>	<b>PART-TIME</b>	<b>FULL-TIME</b>	<b>PART-TIME</b>
FEMALE	128	54	153	16
MALE	124	19	296	11
NOT REPORTED	2	0	1	0
<b>TOTAL</b>	<b>254</b>	<b>73</b>	<b>450</b>	<b>27</b>
<b>TENURED</b>	<b>TENURE TRACK</b>	<b>TERMINAL DEGREES</b>		
44%	23%	94%		
<b>STUDENT-FACULTY RATIO</b>				
11.1 : 1				

<b>SPONSORED RESEARCH EXTERNAL FUNDING 2023 – 2024</b>		
	<b>Number Awarded</b>	<b>Funding Awarded</b>
New Awards Received	23	\$9.1M
Continuation Awards	68	\$17.8M
<b>Total Awards</b>	<b>91</b>	<b>\$26.9M</b>

<b>CORE EXPENSES BY FUNCTION (Fiscal Year Ending June 30, 2023)</b>	
Instruction	23%
Research	10%
Public service	1%
Academic support	9%
Institutional support	36%
Student services	13%
Other core expenses	8%
<b>TOTAL CORE EXPENSES BY FUNCTION</b>	<b>100%</b>

## Enrollment (As of September 15, 2023)

Undergraduate	<b>2,586</b>
Graduate School	178
College of Pharmacy	412
Consortium	5
<b>TOTAL ENROLLMENT</b>	<b>3,181</b>

**First Time Freshman – 692**

**New Transfer Students - 105**

## Top Five UG Academic Departments

Biology	<b>796</b>
Psychology	<b>406</b>
Chemistry (135 Pre-Pharm. majors)	<b>321</b>
Business	<b>226</b>
Public Health Sciences	<b>200</b>
26 Double majors	

## Top Five States

<b>Louisiana</b>	1,170	<b>36.8%</b>
Texas	297	9.3%
Illinois	272	8.6%
Georgia	198	6.2%
California	167	5.2%

<b>Louisiana</b>	<b>(36.8%) 1,170</b>
Other States	(57.6%) 1,833
U.S. Non-Resident	(2.6%) 83
Residency Unknown	(2.9%) 91
US Terr. & Military Bases	(0.1%) 4

Twenty-four Foreign Countries are represented

## Predominant Religious Denominations

Baptist	525	<b>(16.5%)</b>
Roman Catholic	217	<b>(6.8%)</b>
Church of Christ	68	<b>(2.1%)</b>
Muslim	54	<b>(1.7%)</b>
Methodist	46	<b>(1.4%)</b>

## Race/Ethnicity Minority Enrollment

Black or African American	<b>78.6%</b>	<b>(2,499)</b>
White	<b>4.3%</b>	<b>(136)</b>
Hispanic or Latino	<b>4.2%</b>	<b>(135)</b>
Asian	<b>3.6%</b>	<b>(114)</b>
Two or more races	<b>3.7%</b>	<b>(117)</b>
U. S. Non-Resident	<b>2.6%</b>	<b>(83)</b>
Unknown/Not Reported	<b>3.0%</b>	<b>(95)</b>
Native Hawaiian or		
Other Pacific Islander	<b>0.03%</b>	<b>(1)</b>
Amer. Indian or Alaskan Native	<b>0.03%</b>	<b>(1)</b>

(As of Census Date: September 15, 2023)

## Student Gender Enrollment

<b>Female</b>	<b>2,425 (76.2%)</b>	<b>Male</b>	<b>755 (23.7%)</b>
---------------	----------------------	-------------	--------------------

1 (0.03%) not reported

## Program Levels Offered

Certificates; Bachelor's, Master's, Doctoral Degrees

## College of Arts & Sciences Divisions

Biological & Applied Health Sciences  
Business  
Education & Counseling  
Fine Arts & Humanities  
Mathematical & Physical Sciences  
Social & Behavioral Sciences

## College of Pharmacy Divisions/Department

Division of Basic Pharmaceutical Sciences  
Division of Clinical and Administrative Sciences  
Department of Physician Assistant Studies

## Degrees Conferred 2022-2023

(As of October 17, 2023)

### Graduates – 667

Bachelor's Degrees	420
Master's Degrees	106
Doctor of Education	6
Doctor of Pharmacy	136

**TOTAL DEGREES 668**

1 dual degree, 3 dual majors

Certificates – 12

## Tuition & Fees for Academic Year: 2023-2024

Arts & Sciences Undergraduates	<b>\$24,836</b>
Graduate Programs	<b>\$6,000 - \$38,193</b>
Pharmacy Students	<b>\$38,230</b>
Fees: Undergraduate	<b>\$2,796 - \$3,032</b>
Fees: Graduate	<b>\$3,456 - \$6,419</b>
Fees: Pharmacy	<b>\$3,608 - \$4,777</b>

## Faculty Count

(As of September 15, 2023)

Teaching Faculty	<b>(FT) 246</b>	<b>(PT) 66</b>
Library Faculty	<b>(FT) 8</b>	<b>(PT) 7</b>
Tenured Faculty:	43.7%	
Tenure-Track:	23.2%	
Terminal degree:	94.3%	

## Teaching Faculty Gender

FT Male: **121** FT Female: **123**  
Not Reported: 2

**Student:Faculty Ratio 11.1:1**

**Staff Count:** Full-Time (450) Part-Time (27)



*Press Forward. Fear Nothing.*

1925 – 2025

# **XAVIER**

**UNIVERSITY of LOUISIANA**

President

**C. REYNOLD VERRET**

Provost and Senior Vice President for Academic Affairs

**MARGUERITE GIGUETTE**

Chief Operating Officer/  
Senior Vice President of Administration

**RON BRADE**

Vice President for Fiscal Services/Chief Operating Officer

**EDWARD PHILLIPS**

Vice President for Student Affairs

**CURTIS WRIGHT**

Vice President for Institutional Advancement

**PHILLIP ADAMS**

Vice President for Enrollment Management

**JOEL MUNZA**

Vice President for Facility Planning and Management

**VACANT**

Vice President for Technology Administration/CIO

**MABLE MOORE**

Vice President for External Relations

**PATRICE BELL**

Chief Institutional Research Officer

**CLAIR WILKINS-GREEN**

Dean, College of Arts & Sciences

**ANDERSON SUNDA-MEYA**

Dean, College of Pharmacy

**KATHLEEN KENNEDY**